



# SS - 050 SPECIFICATION SHEET

\*All dimensions are in cm and are approximate. Actual sizes may vary.

## SPECIFICATION

**Frames:** Hand-picked fully seasoned hardwoods from managed sources. All major joints are glued, screwed and stapled for added strength. The frames are subjected to tough testing, well in excess of normal domestic use. 10 year frame guarantee.

---

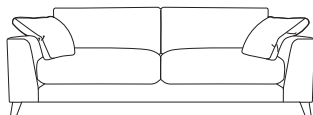
## INTERIORS

**Seat suspension:** High tensile zig-zag springs.

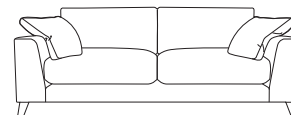
**Seat cushion filling:** Quallofil blue as standard. Foam seat cushions available at a supplement.

**Back cushion fillings:** High quality branded fibre.

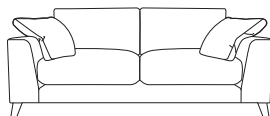
**Inclusive scatters:** 25" box bordered feather filled scatter.



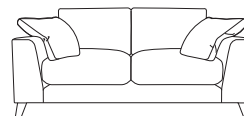
**Grand**  
W235 H89 D101cm




**Extra Large**  
W215 H89 D101cm



**Large**  
W195 H89 D101cm



**Medium**  
W175 H89 D101cm



**Loveseat**  
W131.5 H89 D101cm

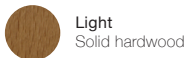
---

## CARE

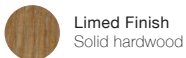
Cushions must be plumped and turned regularly to retain their performance and appearance.

---

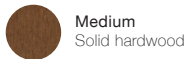
## FOOT FINISHES



**Light**  
Solid hardwood



**Limed Finish**  
Solid hardwood



**Medium**  
Solid hardwood



**Vintage**  
Solid hardwood