



SS - 036 SPECIFICATION SHEET

SPECIFICATION

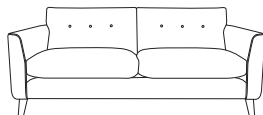
Frames: Hand-picked fully seasoned hardwoods from managed sources. All major joints are glued, screwed and stapled for added strength. The frames are subjected to tough testing, well in excess of normal domestic use. 10 year frame guarantee.

INTERIORS

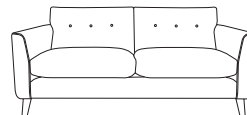
Seat suspension: High tensile zig-zag springs.

Seat cushion filling: Quallofil Blue fibre filled seat cushions as standard. Foam seat cushions available as an upgrade.

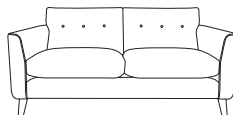
Back cushion fillings: High quality branded fibre.



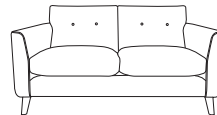
Extra Large
W220 H89 D100cm



Large
W200 H89 D100cm




Medium
W180 H89 D100cm



Small
W160 H89 D100cm



Loveseat
W115.5 H89 D100cm



Chair
W85.5 H89 D100cm

CARE

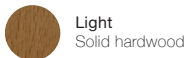
Cushions must be plumped and turned regularly to retain their performance and appearance.

*Available in leather.

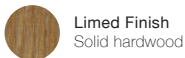
*Please note scatters are an optional extra and not included.

*All dimensions are in cm and are approximate. Actual sizes may vary.

FOOT FINISHES



Light
Solid hardwood



Limed Finish
Solid hardwood



Medium
Solid hardwood



Vintage
Solid hardwood